



# November 3, 2020 Voter-Approval Tax Rate Election (VATRE)

Chris Scott  
Chief Financial Officer



# HB-3 in a Nutshell



2019 Legislative Action

- School district tax rates are compressed (lowered) in proportion to the growth of the tax base.
- Eanes ISD fared poorly in comparison to its neighbors and districts across the state.
- Provided that districts can now access up to eight Golden Pennies with voter ratification.



# HB-3 in a Nutshell

- School district tax rates are compressed (lowered) in proportion to the growth of the tax base.
- Eanes ISD fared poorly in comparison to its neighbors and districts across the state.
- Provided that districts can now access up to eight Golden Pennies with voter ratification.



2019 Legislative Action



DOE JOHN E  
1234 CHAPARRAL COURT  
WESTLAKE HILLS TX 78746



## EANES ISD HISTORICAL TAX RATES

	M&O	I&S	Total
2016-17	\$1.0400	\$0.1725	\$1.2125
2017-18*	\$1.0600	\$0.1400	\$1.2000
2018-19	\$1.0600	\$0.1400	\$1.2000
2019-20	\$0.9900	\$0.1400	\$1.1300
2020-21	\$0.9764	\$0.1400	\$1.1164

\* + 2 Golden Pennies



# EANES ISD HISTORICAL TAX RATES

		M&O	I&S	Total
2016-17		\$1.0400	\$0.1725	\$1.2125
2017-18*		\$1.0600	\$0.1400	\$1.2000
2018-19		\$1.0600	\$0.1400	\$1.2000
2019-20		\$0.9900	\$0.1400	\$1.1300
2020-21*	YES NO	\$0.9964 \$0.9764	\$0.1200 \$0.1400	\$1.1164

\* + 2 Golden Pennies



# 2020 CENTRAL TEXAS ESTIMATED TAX RATES

	M&O	I&S	Total
<b>Leander ISD</b>	\$0.9664	\$0.4675	\$1.4339
<b>Pflugerville ISD</b>	\$0.9623	\$0.4600	\$1.4223
<b>Dripping Springs ISD</b>	\$1.0684	\$0.3500	\$1.4184
<b>Hays CISD</b>	\$0.9060	\$0.4977	\$1.4037
<b>Bastrop ISD</b>	\$0.9564	\$0.4010	\$1.3574
<b>Georgetown ISD</b>	\$0.9964	\$0.3290	\$1.3254
<b>Lake Travis ISD</b>	\$0.9764	\$0.3475	\$1.3239
<b>Round Rock ISD</b>	\$0.9564	\$0.2648	\$1.2212
<b>Eanes ISD</b>	\$0.9964	\$0.1200	\$1.1164
<b>Austin ISD</b>	\$0.9897	\$0.1130	\$1.1027



# HB-3 in a Nutshell

- School district tax rates are compressed (lowered) in proportion to the growth of the tax base.
- Eanes ISD fared poorly in comparison to its neighbors and districts across the state.
- Provided that districts can now access up to eight Golden Pennies with voter ratification.



2019 Legislative Action




# HB3 IMPACT

## Required T/L/C/N Raises for Districts Bordering Eanes ISD:

	New Money Per Employee
Eanes ISD	\$
Austin ISD	\$\$\$\$\$\$\$
Leander ISD	\$\$\$\$\$\$\$
Lake Travis ISD	\$\$\$\$\$\$\$

T,L,C,N = Teachers, Librarians, Counselors & Nurses





# BUDGET - NO GOLDEN PENNIES

	2020-21	2021-22	2022-23	2023-24
<b>Tax Base Growth</b>	3.8%	6.1%	6.1%	6.1%
<b>M&amp;O Tax Rate</b>	\$0.98	\$0.95	\$0.92	\$0.88
<b>Projected Enrollment on Snapshot Date</b>	8,150	8,152	8,066	8,021
<b>Change in Staff FTE</b>	-10	0	0	0
<b>Salary/Benefits % Change</b>	0.0%	2.0%	2.0%	2.0%
<b>Other Expense % Change</b>	1.5%	1.5%	1.5%	1.5%
<b>Projected Surplus / (Deficit)</b>	(\$2,994,441)	(\$4,298,446)	(\$5,845,041)	(\$7,135,287)

<b>Projected Ending Fund Balance</b>	\$22,060,493	\$17,762,047	\$11,917,006	\$4,781,719
<b>Fund Balance as % of Expenditures</b>	27.2%	21.4%	14.1%	5.5%




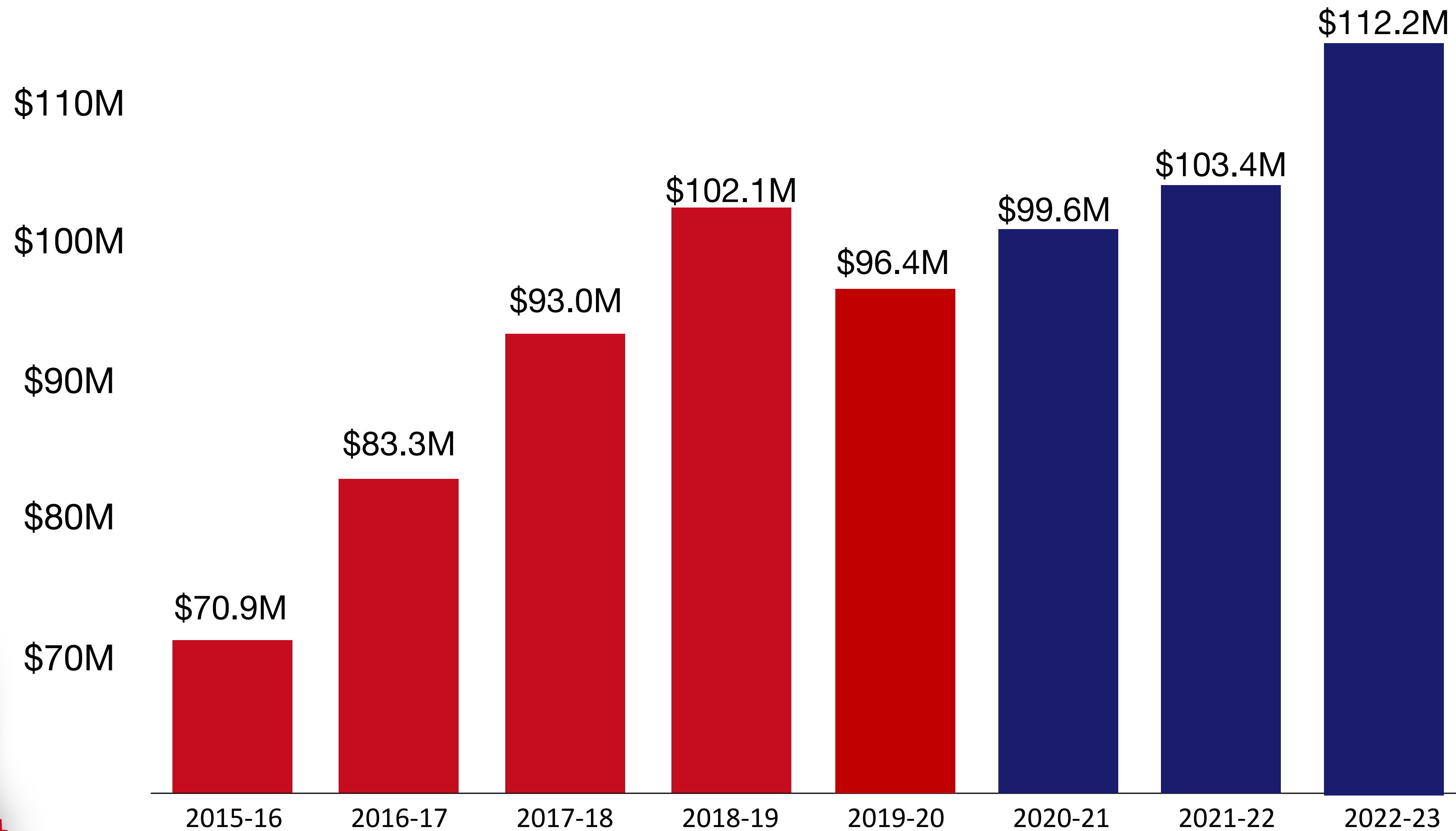
# HB-3 in a Nutshell



2019 Legislative Action

- School district tax rates are compressed (lowered) in proportion to the growth of the tax base.
- Eanes ISD fared poorly in comparison to its neighbors and districts across the state.
- Provided that districts can now access up to eight Golden Pennies with voter ratification.

# RECAPTURE UNDER HB3





## WHAT IS A GOLDEN PENNY?



**2019-20**  
**Recapture**

**1.62M**  
**- \$1.04M**  


---

**\$580K**  
**93¢ = \$53.8M**



**\$1.62M**  
**\$0**  


---

**\$1.62M**  
**6¢ = \$9.7M**





- Passed at 89%
- \$3 million stayed local
- Lowered tax rate





**Bruce Elfant**  
Tax Assessor - Collector  
P.O. BOX 149328  
Austin, TX 78714-9328  
(512) 854-9473 SE HABLA ESPAÑOL



**Travis County Tax Office**  
5501 Airport Blvd.  
Austin, TX 78751-1410  
Pay online at [www.traviscountytax.org](http://www.traviscountytax.org)

11/04/2019

## TRAVIS COUNTY TAX BILL

EXEMPTIONS: **HOMESTEAD EXEMPTION**

1	TAXES DUE TAXING UNIT	2	EXEMPTION AMOUNTS	3	NET TAXABLE VALUE	4	TAX RATE PER \$100	5	TAX AMOUNT	6	BILLING NO
	TRAVIS COUNTY		171,863		687,452		.369000		2,536.70		000000
	EANES ISD		25,000		834,315		1,13000		9,427.76		
	CITY OF WEST LAKE				859,315		.065000		558.55	7	PROPERTY REAL PERS
	HILL WCID #10				859,315		.094600		812.91		
	TRAVIS CENTRAL HEALTH		171,863		687,452		.107385		738.22		
	TRAVIS COUNTY ESD #9				859,315		.075500		648.78		
Remark: LIEN-123 BANCORPSOUTH						LOAN-00000000					
						8 PROPERTY DESCRIPTION 1234 CHAPARRAL COURT LOT 0 WESTLAKE                                                                                                                                                                                                                                                                                                                                                                                                                                                                                                                                                                                                                                                                                                                                                                                                                                                                                                                                                                                                                                                                                                                                                                                                                                                                                                                                                                                                                                                                                                                                                                                                                                                                                                                                                                                                                                                                                                                                                                                                                                                                                                                                                                                                                                                                                                                                                                                                                                                                                                                                                                                                                                                                                                                                                       <					

INT 1 7231  
DOE JOHN E  
1234 CHAPARRAL COURT  
WESTLAKE HILLS TX 78746



# EANES ISD HISTORICAL TAX RATES

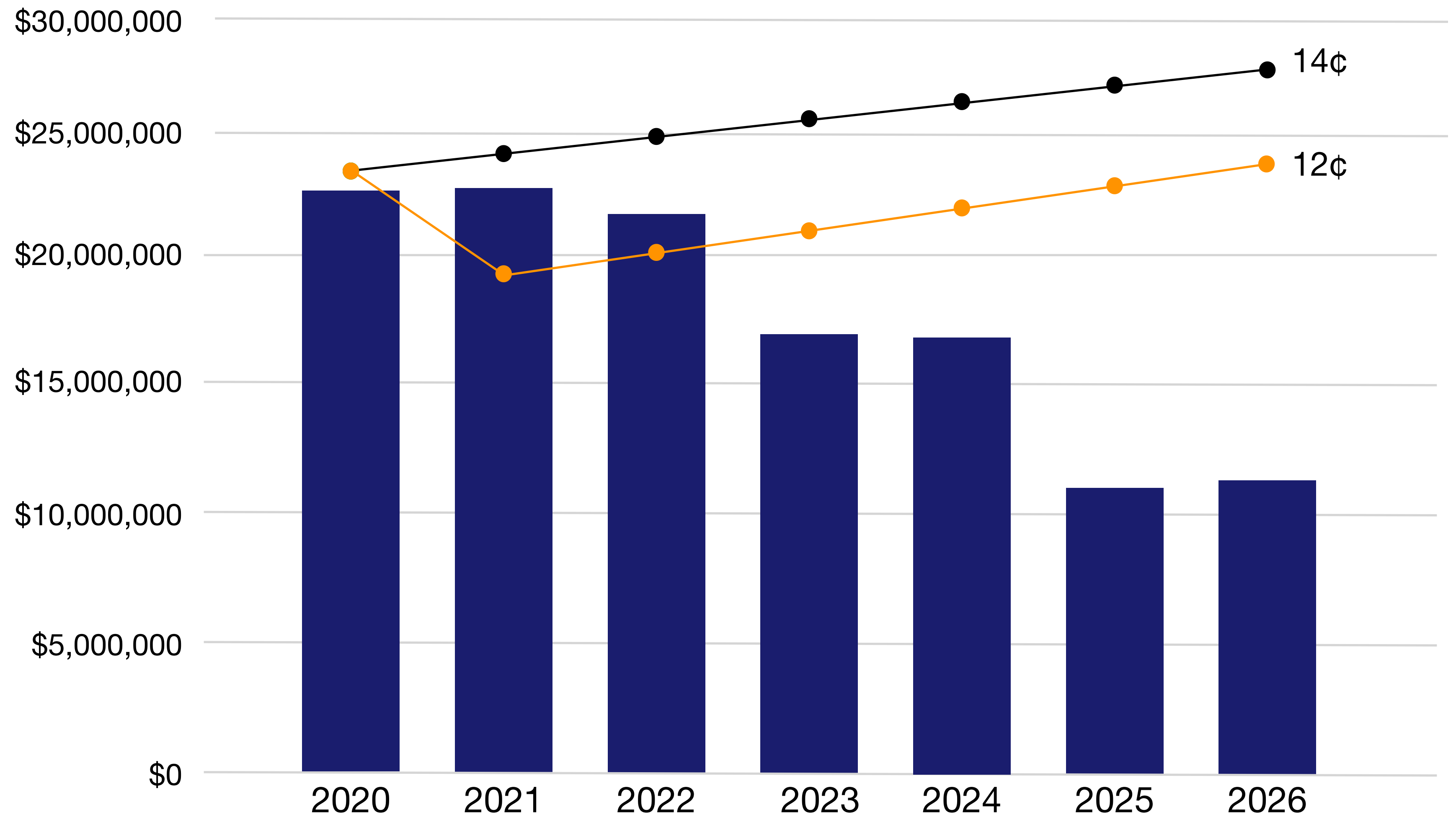
		M&O	I&S	Total
2016-17		\$1.0400	\$0.1725	\$1.2125
2017-18*		\$1.0600	\$0.1400	\$1.2000
2018-19		\$1.0600	\$0.1400	\$1.2000
2019-20		\$0.9900	\$0.1400	\$1.1300
2020-21*	YES NO	\$0.9964 \$0.9764	\$0.1200 \$0.1400	\$1.1164

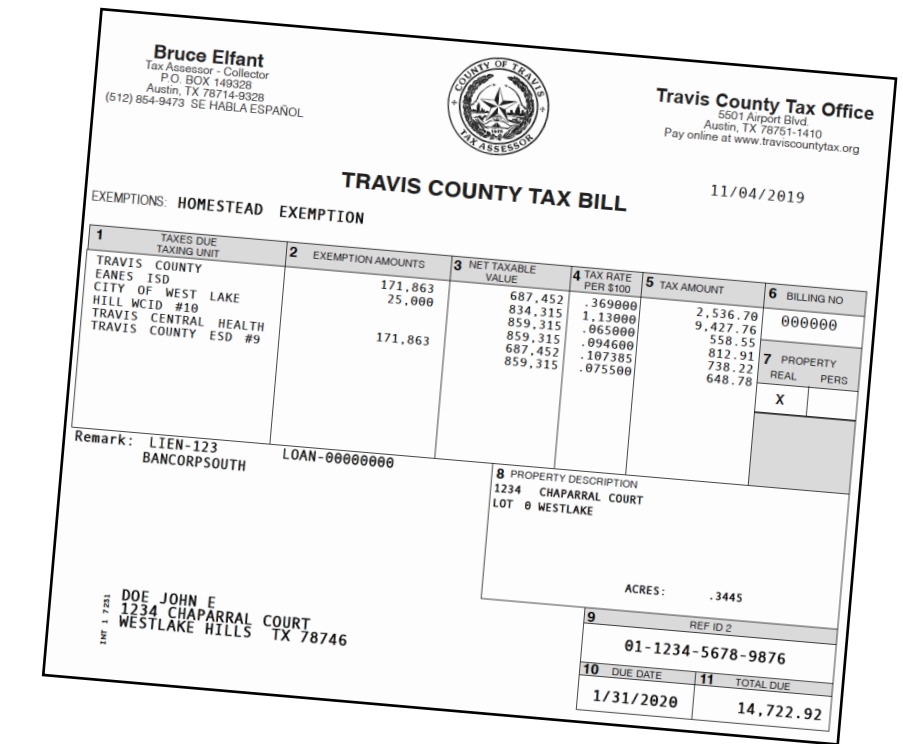
\* + 2 Golden Pennies





## DEBT SERVICE CAPACITY





## School District Tax Rates have two components Operations (Payroll, Utilities, etc) and Debt Service

A "Yes" vote allows the district to move 2¢ from Debt Service to Operations

$$\$0.9964 + \$0.12 = \$1.1164$$

A "No" vote gives the same tax rate, but has less money (approx \$3.3M)  
available for teachers

$$\$0.9764 + \$0.14 = \$1.1164$$





# BUDGET - NO GOLDEN PENNIES

	2020-21	2021-22	2022-23	2023-24
<b>Tax Base Growth</b>	3.8%	6.1%	6.1%	6.1%
<b>M&amp;O Tax Rate</b>	\$0.98	\$0.95	\$0.92	\$0.88
<b>Projected Enrollment on Snapshot Date</b>	8,150	8,152	8,066	8,021
<b>Change in Staff FTE</b>	-10	0	0	0
<b>Salary/Benefits % Change</b>	0.0%	2.0%	2.0%	2.0%
<b>Other Expense % Change</b>	1.5%	1.5%	1.5%	1.5%
<b>Projected Surplus / (Deficit)</b>	(\$2,994,441)	(\$4,298,446)	(\$5,845,041)	(\$7,135,287)

<b>Projected Ending Fund Balance</b>	\$22,060,493	\$17,762,047	\$11,917,006	\$4,781,719
<b>Fund Balance as % of Expenditures</b>	27.2%	21.4%	14.1%	5.5%



# BUDGET - WITH 2 ADDITIONAL GOLDEN PENNIES

	2020-21	2021-22	2022-23	2023-24
<b>Tax Base Growth</b>	3.8%	6.1%	6.1%	6.1%
<b>M&amp;O Tax Rate</b>	\$1.00	\$0.97	\$0.94	\$0.90
<b>Projected Enrollment on Snapshot Date</b>	8150	8,152	8,066	8,021
<b>Change in Staff FTE</b>	-10	0	0	0
<b>Salary/Benefits % Change</b>	0.0%	2.0%	2.0%	2.0%
<b>Other Expense % Change</b>	1.5%	1.5%	1.5%	1.5%
<b>Projected Surplus / (Deficit)</b>	\$400,388	(\$749,257)	(\$2,079,018)	(\$3,139,194)
<b>Projected Ending Fund Balance</b>	\$25,405,322	\$24,656,065	\$22,577,047	\$19,437,853
<b>Fund Balance as % of Expenditures</b>	31.3%	29.7%	26.6%	22.5%





EANES INNOVATIVE SCHOOL DISTRICT

# PENNY SWAP

2020

- Tax rate stays the same so taxpayers get the advantage of the tax rate compression.
- Percentage of revenue in Recapture will decrease
- More than \$3 million will stay local annually

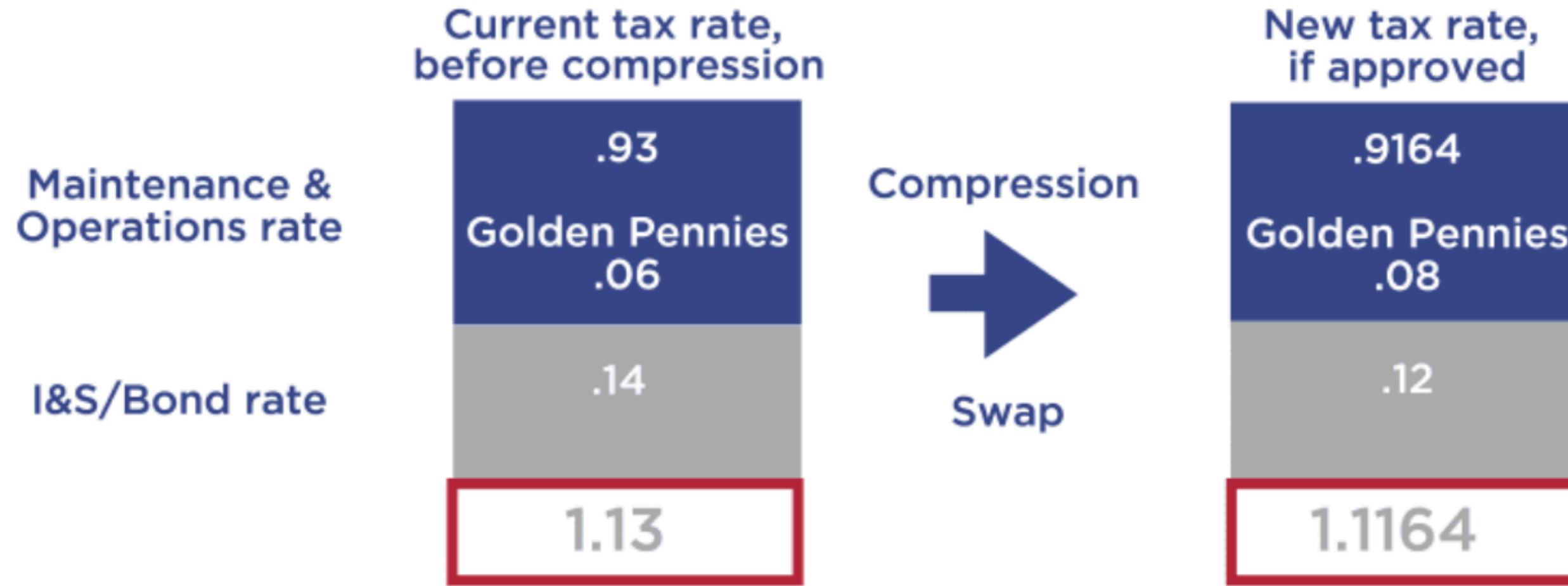





## BALLOT LANGUAGE

“RATIFYING THE AD VALOREM TAX RATE OF \$0.9964 IN THE EANES INDEPENDENT SCHOOL DISTRICT FOR THE CURRENT YEAR, A RATE THAT WILL RESULT IN AN INCREASE OF 1.8 PERCENT IN MAINTENANCE AND OPERATIONS TAX REVENUE FOR THE DISTRICT FOR THE CURRENT YEAR AS COMPARED TO THE PRECEDING YEAR, WHICH IS AN ADDITIONAL \$2,942,000.”





Tax rate of \$1.1164 with  
**\$3.3 MILLION**  
in additional funding to  
support teachers



Tax rate of \$1.1164 with no  
additional funds for teachers





# Questions